

# LABOUR MARKET INTEGRATION SURVEY 2024 - MAIN RESULTS

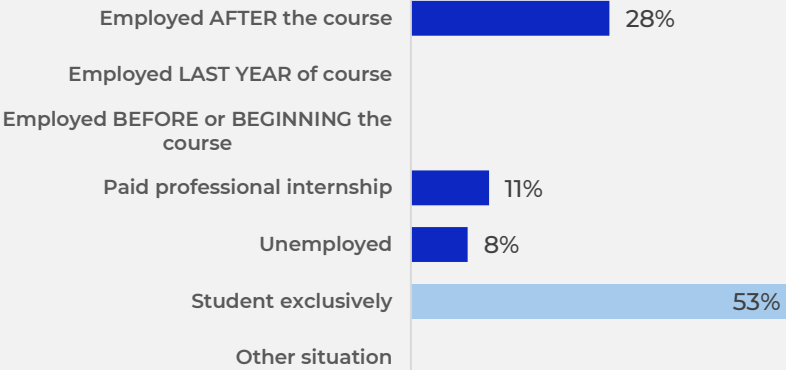
## Situation 1 year after graduation in 2022/2023

**100%**  
Employability rate <sup>1</sup>

**76%**  
Graduates satisfied with career path <sup>2</sup>

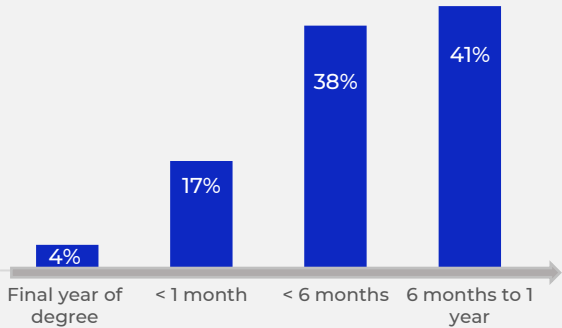
**85%**  
Response rate (53 respondents)

### PROFESSIONAL/OCCUPATIONAL SITUATION 1 YEAR AFTER GRADUATION

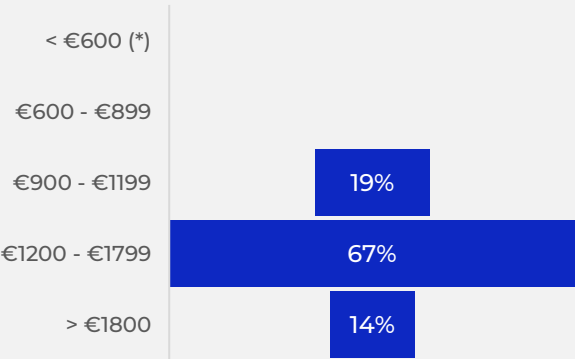


## ECONOMICS

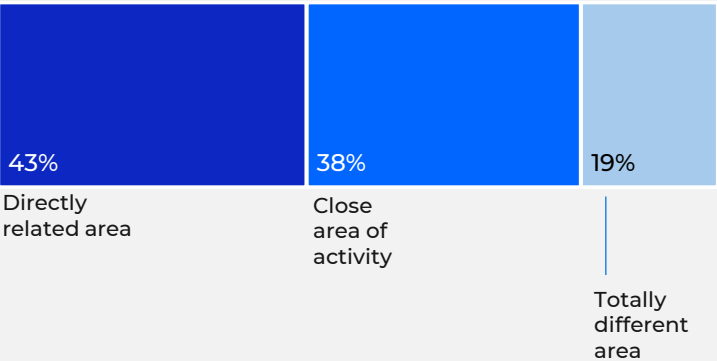
### WAITING TIME FOR FIRST EMPLOYMENT / INTERNSHIP <sup>2</sup>



### SALARY LEVEL OF THE JOB/INTERNSHIP <sup>2</sup>



### RELATIONSHIP BETWEEN PROFESSIONAL ACTIVITY AND DEGREE AREA <sup>2</sup>



**100%**  
Graduates with professional activities appropriate to a higher education level of qualification <sup>2</sup>

**60%**  
Graduates with a permanent employment contract <sup>2</sup>

**71%**  
Work in a large company <sup>2</sup>

<sup>1</sup> Percentage of graduates with one or more jobs within one year of graduating (% calculated from the active population in the sample)

<sup>2</sup> Data on the professional situation 1 year after the course of respondents who obtained a job AFTER the course or in the LAST YEAR of the course or who obtained a paid professional internship (graduates who were in a job obtained BEFORE or AT THE BEGINNING of the course were excluded)