

LABOUR MARKET INTEGRATION SURVEY 2024 - MAIN RESULTS

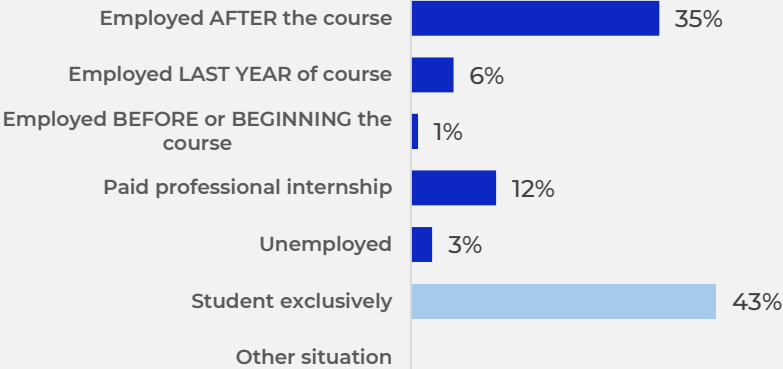
Situation 1 year after graduation in 2022/2023

100%
Employability rate ¹

89%
Graduates satisfied with career path ²

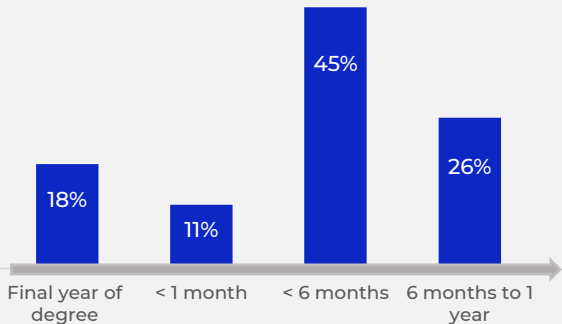
87%
Response rate (69 respondents)

PROFESSIONAL/OCCUPATIONAL SITUATION 1 YEAR AFTER GRADUATION

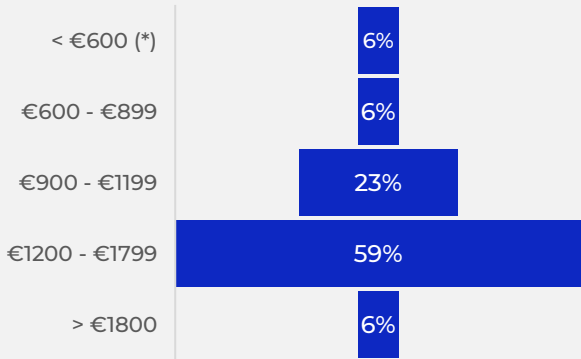


FINANCE AND ACCOUNTING

WAITING TIME FOR FIRST EMPLOYMENT / INTERNSHIP ²



SALARY LEVEL OF THE JOB/INTERNSHIP ²



(*) 100% of respondents earning a salary in this bracket were student-workers who were working/interning in part-time

RELATIONSHIP BETWEEN PROFESSIONAL ACTIVITY AND DEGREE AREA ²



100%

Graduates with professional activities appropriate to a higher education level of qualification ²

50%

Graduates with a permanent employment contract ²

63%

Work in a large company ²

¹ Percentage of graduates with one or more jobs within one year of graduating (% calculated from the active population in the sample)

² Data on the professional situation 1 year after the course of respondents who obtained a job AFTER the course or in the LAST YEAR of the course or who obtained a paid professional internship (graduates who were in a job obtained BEFORE or AT THE BEGINNING of the course were excluded)