

# LABOUR MARKET INTEGRATION SURVEY 2024 - MAIN RESULTS

Situation 1 year after graduation in 2022/2023

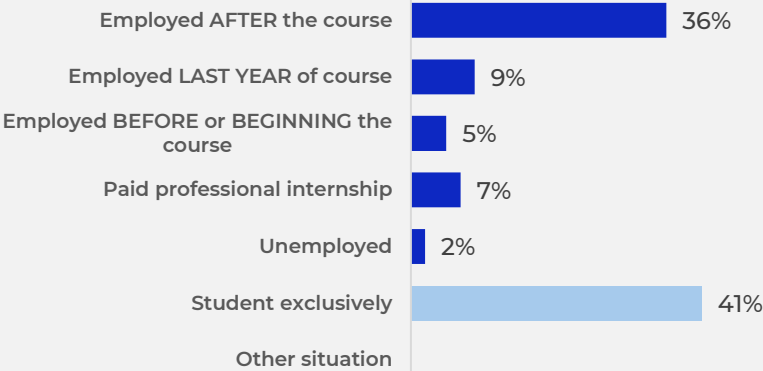
## INDUSTRIAL MANAGEMENT AND LOGISTICS

**96%**  
Employability rate <sup>1</sup>

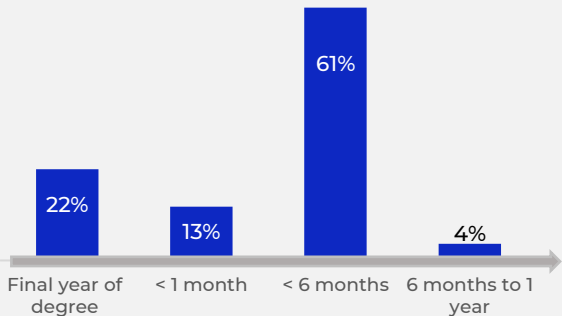
**79%**  
Graduates satisfied with career path <sup>2</sup>

**80%**  
Response rate (44 respondents)

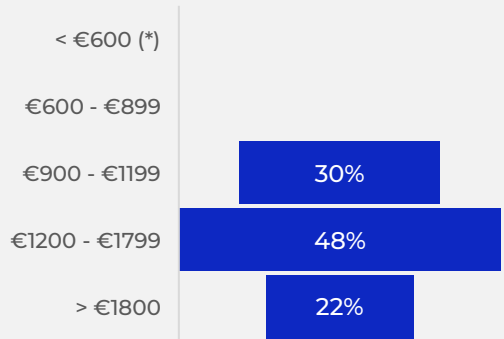
### PROFESSIONAL/OCCUPATIONAL SITUATION 1 YEAR AFTER GRADUATION



### WAITING TIME FOR FIRST EMPLOYMENT / INTERNSHIP <sup>2</sup>



### SALARY LEVEL OF THE JOB/INTERNSHIP <sup>2</sup>



### RELATIONSHIP BETWEEN PROFESSIONAL ACTIVITY AND DEGREE AREA <sup>2</sup>



**100%**

Graduates with professional activities appropriate to a higher education level of qualification <sup>2</sup>

**65%**

Graduates with a permanent employment contract <sup>2</sup>

**78%**

Work in a large company <sup>2</sup>

<sup>1</sup> Percentage of graduates with one or more jobs within one year of graduating (% calculated from the active population in the sample)

<sup>2</sup> Data on the professional situation 1 year after the course of respondents who obtained a job AFTER the course or in the LAST YEAR of the course or who obtained a paid professional internship (graduates who were in a job obtained BEFORE or AT THE BEGINNING of the course were excluded)